


American Nationals/Citizens Change in Political Status Coming Home to the Land & Soil Paperwork Checklist



The purpose of this document is to serve as a cover page, basic instructions and/or links for documentation requirements for American National/Citizens Change in Political Status

National - 1779 (Minimum Requirement for American State National Credentials)

* <https://tasa.americanstatenationals.org/correct-your-status/> (scroll down to 'Streamlined Correction Process')

- _____ One Page Declaration - Born in America, Immigrant or Federal Employee *
- _____ Two Witness Testimonies *
- _____ Birth Certificate

'Citizen' - 928 Method - Items from above as well as below in this section

* <https://tasa.americanstatenationals.org/928-documents/>

- _____ 928 Deed of Re-Conveyance or Conveyance *
- _____ 928 Certificate of Assumed Name *
- _____ 928 Cancellation of All Prior Powers of Attorney *
- _____ 928 Act of Expatriation JOHN DOE *
- _____ 928 Act of Expatriation JOHN M. DOE*
- _____ 928 Act of Expatriation JOHN MARK DOE *
- _____ 928 Mandatory Notice (MN)/Foreign Sovereign Immunities Act (FSIA)*
- _____ 928 DNA Paramount Claim*
- _____ 928 Declaration of Political Status *
- _____ 928 Common Carry Declaration *


*** Note - If you have been married or changed names, you want to do a 'set' of the Acts of Expatriations and Cancellation of Powers of Attorney for every last name you have had (see additional notes on page 3)

Sign In America Debt Relief Program


- _____ Sign in America Training Certificate
- _____ Proof of Standing ...on the State you domicile (ie Georgian, Floridian etc.)
- _____ Revocation of Election to Pay Taxes - N.Y. - Not for Federal Persons *
- _____ Revocation of Election to Pay Taxes - D.C. - Not for Federal Persons *
- _____ Declaration of Political Status *
- _____ Common Carry Declaration *
- _____ Form DD2168 or letter to your Commanding Officer if ex Military of Federal Civil Service

Other Documents

- _____ American National Credential Information (if eligible for credentials)
- _____ Affirmation of Completion for Sign In America Study Course
- _____ Military Cancellation - If Veteran, All Branches
- _____ Militia Participant (if joining your state Militia as a National/Citizen)
- _____ Photo/Thumbprints for Credentials
- _____ Baby Deed/Record of Life
- _____ Lineage
- _____ Voter Cancellation - only if you have been a registered voter
- _____ Marriage Paperwork*
- _____ Notice of Intent-Fee Schedule *
- _____ Common Carry Declaration *
- _____ Declaration of Political Status *
- _____ Revocation of Election to Pay Taxes - N.Y. - Not for Federal Persons *
- _____ Revocation of Election to Pay Taxes - D.C. - Not for Federal Persons *



How to Autograph



- For your Deed of Reconveyance (if you were born in America) you should autograph your name in **red ink**.
- For your Deed of Conveyance (if you were not born in America), you should autograph in **blue Ink**.

Here is the guidance from Anna on the Deed of Conveyance:



“They –the new immigrants– are starting out “at sea” in the international jurisdiction of the sea and are conveying themselves to our land jurisdiction for the first time, therefore they use blue ink.

When we re-convey back to the land jurisdiction of our State we are giving Notice to the sea jurisdiction authorities that we are back “home” on the land where we started out, which is why we sign in red and record the paperwork. We are native to these shores, not foreigners. We came from here and we are returning home— coming back after being shanghaied. The new immigrants are foreigners coming from overseas for the first time ever.

Does it make sense that a person who goes on a sea voyage and then returns home is in a different position than a person who goes on a sea voyage and lands in a foreign country? Okay, so we use red and new immigrants use blue because we are starting out from different “places”. We are native and they are naturalized. We come from this land and return to this land. They come from over the sea and come ashore here. End of story.”

- For all other documents, you should autograph your name in **blue ink**. Be sure to include your copyright symbol after your name.
- Don’t forget your **red thumbprint seal**.
- When editing the templates, be sure to remove the word **Seal** from the document.
- The autograph should be:

by: First Middle Last© (**red thumbprint should touch your autograph**)



If you are filing all of your documents together, you will need to put them in the following order:

Recording Cover Sheet

Deed of Reconveyance

Deed of Conveyance

Certificate of Assumed Name

Act of Expatriation JOHN DOE

Act of Expatriation JOHN M. DOE

Act of Expatriation JOHN MARK DOE

Foreign Sovereign Immunities Act


Cancellation of All Prior Powers of Attorney

DNA Paramount Claim


Diagram of the Fraud (Optional)

****additional notes for those that have 'changed names' from marriage or adoption or whatever reason**

1. Do one Declaration of the Naturalization Act of July 1779
2. Do one Declaration of Political Status (which is different than the 'Declaration of the Naturalization Act of July 1779')
3. Do one Deed of Reconveyance....do not need to do the Deed of Reconveyance in each name...put all of the names on one (like Certificate of Assumed Names);
4. Do one Certificate of assumed names...do not need to do Certificate of assumed names individually, they are grouped into one..this is a 3 page doc that with several names can turn into 4.
5. Do one DNA Paramount claim...do not need to do the DNA Paramount claim in each name;
6. Do one 'Mandatory Notice' Foreign Sovereign Immunities Act (FSIA)...do not need to do the 'Mandatory Notice' Foreign Sovereign Immunities Act (FSIA) in each name.
7. Do one Common Carry Declaration
8. Do Cancellation of All Prior Powers of Attorney in each name
9. Do Acts of Expatriation MARY DOE in each name; you will be autographing in this name as well
10. Do Acts of Expatriation MARY J. DOE in each name; you will be autographing in this name as well
11. Do Acts of Expatriation MARY JANE DOE in each name; you will be autographing in this name as well



Paperwork links



1779 One Page and Two Witness Testimonies Instructional Videos:

1. Oklahoma Assembly - [How To Correct Your Status Video Guide \(youtube \)](#)
2. Status Assist - <https://www.youtube.com/@kristimarie8099>
3. TASA - [928 Paperwork Training Course \(TASA \)](#)

Editable forms from the TASA site:

One Page Declaration - <https://tasa.americanstatenationals.org/correct-your-status/#onepage>

928's Package - <https://tasa.americanstatenationals.org/928-documents/>

- Follow the steps needed on the Land Recording and Publishing System (LRPS) website to create an account, generate your documents and reach out to a Recording Secretary to publish and record your documents when ready.

Go to: <https://globalfamilygroup.com/lrps.html>

- Send an email to your state recorder to schedule a Recording once you have your account created and your documents ready to be witnessed and notarized, otherwise you can notarize with the "State-of-State"(corporation) and then contact your state recorder to publish you on the [Land Recording System](#), so you can order your Credentials and join your Assembly



Autographing Your Paperwork

Autograph For:

Deed of Re-Conveyance & Baby Deed Only
 Deed of Conveyance for Americans born overseas.
 (Military, Foreign-Born to American mother/father.)

Deed of Conveyance & All Other Items
 **Except for the two Deeds above.

1779 Declaration

By: Jane Marie Doe 

By: Jane Marie Doe 

by: Jane Marie Doe 